

Multi-Functional Emergency Light

WORKING PRINCIPLE

This product adopts the principle of three-phase alternating generator to crank for power which after rectifying and filtering to charge the inner 80mAh/3.6v Ni-MH chargeable battery. The electricity in the battery can be used for lighting and charging mobile phone through wire and connector.

FUNCTIONS

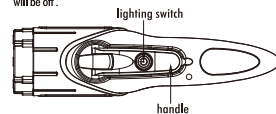
1. Cranking for power to charge the inner 80 mAh / 3.6v Ni-MH chargeable battery which reserve electricity also.
2. Cranking for power to charge mobilephone through a connector and wire.
3. One LED lighting.
4. Flashing alert.
5. Breaking the glass in urgent condition.
6. Cutting the strap in emergency.
7. Sticking to iron object.

FEATURES

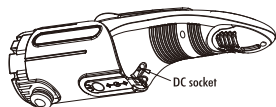
1. It adopts three-phase brushless generator to produce power with high efficiency and low noise.
2. Convenient to use by cranking , without changing battery.
3. Complete self-assistance functions.
4. Controlled by electronic switch with long lifespan.
5. Novel, fashion and exquisite.

OPERATION

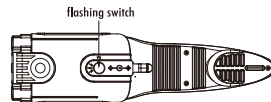
1. Lighting: Unlock the handle, hold the unit by one hand, crank the handle by the other at the speed of 4 circles per second for about one minute, press the switch, the light will be on, press again, the light will be off.



3. Charging mobilephone: Take off the DC cover, insert one end of connecting wire into the DC socket of this product and the other end into the mobilephone, hold the unit with one hand and crank the handle with the other at the speed of 4 circles per second. When the mobilephone give indication, it means charging.

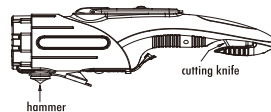


2. Flashing: Press the flash switch once, 4 red LEDs flash, press again, they will be off.



EMERGENCY TREATMENT

1. Hammer : Take off the hammer cover, hold the product and strike at the object you want to break.
2. Cutting knife: Hold the product to cut the strap with cutting knife.



Item	Parameter	Unit	Item	Parameter	Unit
Max. brightness			Max. luminous flux		
1 LED light	60000	md	1 LED light	3.5	lm
Lighting time after 1 minute cranking			Lighting time after be charged fully		
1 LED light	60	minute	1 LED light	5	hour
4 ϕ 3LED flash	60	minute	4 ϕ 3LEDs flash	12	hour
			Flash frequency	2	HZ
Output voltage	5.7v / 6.4v	v	Life of LED	50000	hour
Max. current output	500	MA	Life of switch	100000	times
Max. power output	2.5	W	Life of plastic parts	5	year
It provides 3-8 minutes' talking time to mobilephone by cranking 3 minutes			Life of unit	5	year

NOTICE

1. Don't point at eyes directly so as not to hurt the eyes.
2. Put it at the place that children can't catch in case of hurting them.
3. Try to crank it evenly (keep rotating steadily). Cranking too slowly may reduce the current and so prolong the charging time. Cranking too violently may damage the driving system.
4. Pay attention to the holding gesture when cranking which can protect your finger and nail from hurting.
4. In order to assure the life of the battery, you should crank no more than 3 minutes continuously on the condition that it can light, and crank less than 10 minutes continuously when it can't light.
5. In order to prolong the lifespan of the battery, you should crank it for at least one minute once a month.
6. This product may not fully charge a mobilephone.
7. Use the wire that our company specified to charge the specified brand of mobilephone, otherwise it might damage the phone or battery.
8. Put it at the place where you can reach easily so as to use in an emergency.

Size: 221 * 57 * 78 mm
Weight: 251.3g

